


## DR7 DIN Rail Mounting Amplifier

- LVDT amplifier
- Strain gauge transducer amplifier
- Input/output isolation
- Simple trimpot controls
- Voltage / 4-20mA output
- DIN rail mounting Amplifier

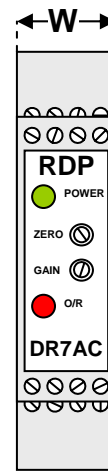
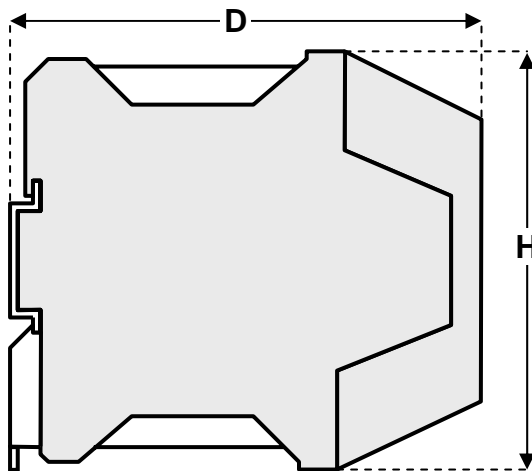


The DR7 is a DIN rail mounting amplifier designed to install in suitable cabinets along with other similar devices.

To reduce electrical noise, system problems and the risk of accidental damage the DR7 has full isolation between supply and output.

A wide supply voltage tolerance and selectable excitation ensure that the DR7 is compatible with a very wide selection of transducers and applications.

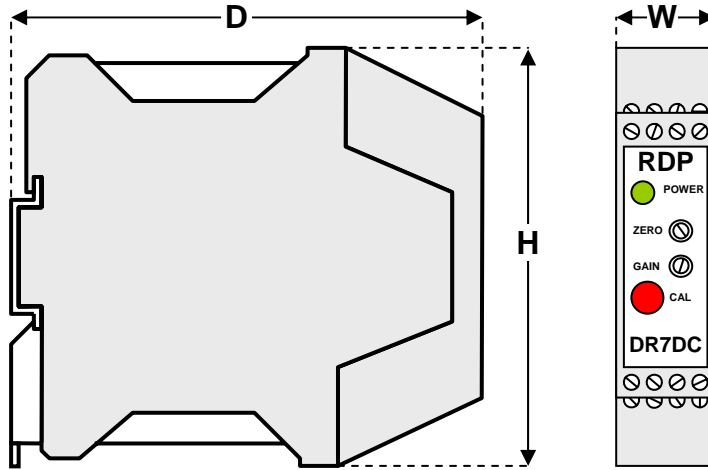
# DR7AC dc powered LVDT transducer amplifier.



Dimensions	
D	115mm
H	99mm
W	23mm

Compatible with	Any standard RDP LVDT (without integral electronics) LIN & PY When fitted with two 1k Ohm bridge completion resistors ( Does not provide analogue voltage linearisation for PY) Most LVDTs from any manufacturer
Supply voltage	9V to 36V dc, 250mA
Transducer excitation	1/3V (user selectable), 25mA 3/5kHz (user selectable)
Output details	0 to 10V, 5mA (isolated) ±10V, 5mA (isolated) 4-20mA (loop resistance 100 Ohms to 500 Ohms) (isolated)
Signal input range	20mV to 4V
Linearity error	±0.1% F.S.
Electrical output bandwidth	0 to 250Hz
Output ripple	5mV peak-to-peak typical / 20uA peak-to-peak typical
Input impedance	±130k Ohms
Temperature coefficient (combined zero and span)	±0.01% F.S. /°C minimum
Operating temperature range	-10°C to 60°C
Total weight	125g

# DR7DC dc powered strain gauge transducer amplifier.



Dimensions	
D	115mm
H	99mm
W	23mm

Compatible with	Most full bridge strain gauge transducers
Supply voltage	9V to 36V dc, 120mA typical
Transducer excitation	3 to 10V (user selectable), 100mA maximum
Output details	0 to 10V, 5mA (isolated) ±10V, 5mA (isolated) 4-20mA (loop resistance 100 Ohms to 500 Ohms) (isolated)
Signal input range	4mV to 10V
Linearity error	±0.02% F.S.
Electrical output bandwidth	0 to 5k/500/20Hz(user selectable)
Output ripple	5mV peak-to-peak typical / 20uA peak-to-peak typical
Input impedance	10MOhms minimum
Temperature coefficient (combined zero and span)	±0.005% F.S. /°C minimum
Operating temperature range	-10°C to 60°C
Total weight	130g

All dimensions and specifications are nominal.

Due to our policy of on-going development, specifications may change without notice. Any modification may affect some or all of the specifications for our equipment.

USA & Canada  
RDP Electrosense  
2216 Pottstown Pike  
Pottstown, PA 19465  
USA  
Tel: 610-469-0850  
Tel: 800-334-5838  
Fax: 610-469-0852  
Email: [info@rdpe.com](mailto:info@rdpe.com)

Rest of the world  
RDP Electronics Ltd  
Grove Street, Heath Town  
Wolverhampton, West Midlands, WV10 0PY  
United Kingdom

Tel: +44 1902 457512  
Fax: +44 1902 452000  
Email: [sales@rdpe.com](mailto:sales@rdpe.com)  
URL: [www.rdpe.com](http://www.rdpe.com)