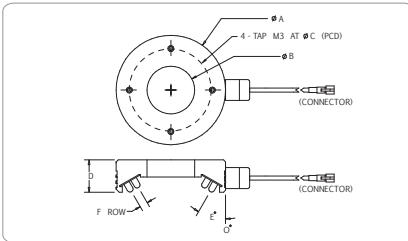
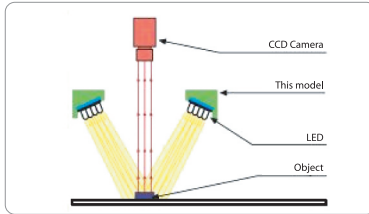



2017 Direct Illumination

LSW SERIES – High-density, Concentrated Light Output

LED arrays are arranged such that the light arrays are concentrated to a spot for extreme bright light. Using flexible PCB board, the product quality and efficiency improves. Flexible boards are able to achieve optimized angle with variation of outer and inner diameter to target a work piece.

Application: substrate inspection, label inspection, flat surface, fiducially recognition.



Technical Specification:

- Color Red, Green, Blue and White
- 24V DC Input Power
- Continuous and Strobe Applications
- Compact Size
- Lighting Cable 500mm

Customize Lighting:

- Customize Sizes, Mounting requirements
- Color and Voltage Available
- Consult Technical Sales for More Information

Model	Dimensions [MM]					F (row)	Color	Voltage / Watt	Current	Weight (g)
	A	B	C	D	E					
LSW-00-040-2-X	43.0	15.0	28.0	20.0	0	2.0	●●●●	24V / 1.44W	60mA	40
LSW-00-050-2-X	54.0	23.5	41.0	20.0	0	2.0	●●●●	24V / 1.80W	75mA	60
LSW-00-070-3-X	70.0	26.0	56.0	20.0	0	3.0	●●●●	24V / 2.16W	90mA	120
LSW-00-090-4-X	92.0	40.0	70.0	20.0	0	4.0	●●●●	24V / 2.88W	120mA	200
LSW-15-050-2-X	50.0	28.0	40.0	16.0	15	2.0	●●●●	24V / 2.16W	90mA	40
LSW-15-070-3-X	70.0	32.0	56.0	20.5	15	3.0	●●●●	24V / 2.52W	105mA	100
LSW-15-090-4-X	92.0	47.0	70.0	20.5	15	4.0	●●●●	24V / 4.32W	180mA	180
LSW-15-100-5-X	103.0	48.0	80.0	22.0	15	5.0	●●●●	24V / 5.76W	240mA	200
LSW-30-040-2-X	46.0	20.0	35.0	16.5	30	2.0	●●●●	24V / 1.80W	75mA	40
LSW-30-050-2-X	54.0	23.5	41.0	18.0	30	2.0	●●●●	24V / 2.52W	105mA	60
LSW-30-070-3-X	70.0	32.0	56.0	20.0	30	3.0	●●●●	24V / 2.16W	90mA	120
LSW-30-090-4-X	92.0	48.0	70.0	22.0	30	4.0	●●●●	24V / 4.32W	180mA	200
LSW-45-050-2-X	54.0	25.0	44.0	20.0	45	2.0	●●●●	24V / 2.88W	120mA	70
LSW-45-070-3-X	70.0	35.0	60.0	21.0	45	3.0	●●●●	24V / 4.68W	195mA	120
LSW-45-090-4-X	92.0	52.0	70.0	24.0	45	4.0	●●●●	24V / 5.76W	240mA	200
LSW-45-100-5-X	100.0	48.0	80.0	30.0	45	5.0	●●●●	24V / 8.28W	345mA	250
							●●●●	24V / 10.44W	435mA	200
							●●●●	24V / 11.16W	465mA	250
							●●●●	24V / 14.40W	600mA	250

Remark: 2 types of white are available- W: Cool White WW: Yellowish White

2017 Direct Illumination

LSW Series – Available with Optional Items

Optional Diffuser

Diffuser can be added to LSW Series for more even light distribution. Diffuser Help to reduce shine from glossy application and produce lighting softer, more beautiful and more shadow-free. It is also able to improve the evenness of lighting. The thickness of diffuser is 2mm.

LSW-00-040-2-DIFFUSER
LSW-00-050-2-DIFFUSER
LSW-00-070-3-DIFFUSER
LSW-00-090-4-DIFFUSER
LSW-15-050-2-DIFFUSER
LSW-15-070-3-DIFFUSER
LSW-15-090-4-DIFFUSER
LSW-15-100-5-DIFFUSER

DIFFUSER

Optional Polarizer

Polarizer can be added. Polarizer ensure the maximum extinction of unwanted glare and absorbed harsh reflection to provide better performance. The thickness of polarizer is 0.8 mm.

LSW-00-040-2-POLARIZER
LSW-00-050-2-POLARIZER
LSW-00-070-3-POLARIZER
LSW-00-090-4-POLARIZER
LSW-15-050-2-POLARIZER
LSW-15-070-3-POLARIZER
LSW-15-090-4-POLARIZER
LSW-15-100-5-POLARIZER

POLARIZER

Optional Connector

Standard Lighting Male Connector

PIN 1	24V
PIN 2	-
PIN 3	GND

M8 Male Connector

M8 Pin Assignment

PIN 1	-	-
PIN 2	RED	24V
PIN 3	-	-
PIN 4	BLACK	GND

M12 Male Connector

M12 Pin Assignment

PIN 1	BROWN	24V
PIN 2	WHITE	-
PIN 3	BLUE	GND
PIN 4	BLACK	-
PIN 5	GRAY	-

Product Part Numbering System :
LSW-00-040-2-X-24V-M8

Product Part Numbering System :
LSW-00-040-2-X-24V-M12