


# HSL-DI16DO16-DB-NN/-NP/-PN/-PP

16-CH Discrete Input 16-CH Discrete Output Daughter Board Modules




## Specifications

■ Slave ID Consumption	1
■ Interface	NN: for NPN sinking type sensor input or dry contact and NPN sinking type output NP: for NPN sinking type sensor input or dry contact and PNP sourcing type output PN: for PNP sourcing type sensor input or wet contact and NPN sinking type output PP: for PNP sourcing type sensor input or wet contact and PNP sourcing type output
■ Photo Couple Isolation Voltage	2500 VRMS
■ Input Impedance	4.7 K $\Omega$
■ Input Current	$\pm 10$ mA (max.), $\pm 12.5$ mA (peak)
■ Input Voltage	$\pm 40$ V (max.)
■ Output Switching Capacity	Single channel 400 mA; Full channels 50 mA at 100% duty cycle
■ LED Indicator	Power, Link and I/O status
■ Power Supply	22 V to 26 Vdc
■ Operating Temperature	0°C to +60°C
■ Storage Temperature	-20° to +80°C
■ Power Consumption	1.8 W



# HSL-DI32-DB-N/-P

32-CH Discrete Input Daughter Board Modules




## Specifications

■ Slave ID Consumption	2 consecutive from odd
■ Interface	N: for NPN sinking type sensor input or dry contact P: for PNP sourcing type sensor input or wet contact
■ Photo Couple Isolation Voltage	2500 VRMS
■ LED Indicator	Power, Link and Input status
■ Power Supply	22 V to 26 Vdc
■ Operating Temperature	0°C to +60°C
■ Storage Temperature	-20°C to +80°C
■ Power Consumption	1.8 W
■ CE Certificate	Ready
■ Input Impedance	4.7 K $\Omega$
■ Input Current	$\pm 10$ mA (max.), $\pm 12.5$ mA (peak)
■ Input Voltage	$\pm 40$ V (max.)



# HSL-DO32-DB-N/-P

32-CH Discrete Output Daughter Board Modules



## Specifications

■ Slave ID Consumption	2 consecutive from odd
■ Interface	N: for NPN sinking type sensor input or dry contact P: for PNP sourcing type sensor input or wet contact
■ Photo Couple Isolation Voltage	2500 VRMS
■ LED Indicator	Power, Link and Input status
■ Power Supply	22 V to 26 Vdc
■ Operating Temperature	0°C to +60°C
■ Storage Temperature	-20°C to +80°C
■ Power Consumption	1.8 W
■ CE Certificate	Ready
■ Response Time	ON $\rightarrow$ OFF: 180 $\mu$ s, OFF $\rightarrow$ ON: 1.2 $\mu$ s
■ Switch Capacity	Single channel 500 mA; Full channels 50 mA at 100% duty cycle



1

Software &amp; Utilities

2

DAQ

3

PXI

4

Modular Instruments

5

GPIB &amp; Bus Expansion

6

PAC

7

Motion

8

Real-time Distributed I/O

9

Remote I/O

10

Communications

11

Vision

12

Fanless I/O Platforms

13

cPCI &amp; Industrial Computers

14

Accessories