

LM6JC LM8JC LM12JC LM16JC LM25JC LM35JC LM50JC LM75JC LM100JC

LM50JC



2/3" 1/1.8" 1/2" 50mm FIXED C-mt METAL
Fixed Focal C-mount Metal Body

LM75JC



2/3" 1/1.8" 1/2" 75mm FIXED C-mt METAL
Fixed Focal C-mount Metal Body

LM100JC



2/3" 1/1.8" 1/2" 100mm FIXED C-mt METAL
Fixed Focal C-mount Metal Body

Model	LM50JC	LM75JC	LM100JC
Focal Length(mm)	50	75	100
Image Size(mm)	8.8×6.6(Φ11)	8.8×6.6(Φ11)	8.8×6.6(Φ11)
Iris Range(F-stop)	F2.0~F22	F2.5~F22	F2.8~F32
Focusing Range(m)	0.5~∞	1.2~∞	2.0~∞
Control	Iris: Manual Focus: Manual	Iris: Manual Focus: Manual	Iris: Manual Focus: Manual
Shooting Range at M.O.D.(mm)	85.0(H)×63.6(V)	132.6(H)×99.6(V)	168.8(H)×126.6(V)
Angle of View	2/3 Inch: 10.1×7.6 1/1.8 Inch: 8.2×6.2 1/2 Inch: 7.3×5.5	6.7×5.0 5.5×4.1 4.9×3.7	5.0×3.8 4.1×3.1 3.7×2.8
Resolution(Center, Corner)	100lp/mm, 60lp/mm	100lp/mm, 60lp/mm	100lp/mm, 60lp/mm
TV Distortion(%)	-0.1	-0.1	-0.05
Back Focus in Air(mm)	17.2	18.0	19.0
Mount	C-mount	C-mount	C-mount
Filter Thread(mm)	M30.5×P0.5	M34×P0.5	M40.5×P0.5
Size(mm)	Φ32×39.5	Φ36×51	Φ42×70
Weight(g)	90	100	140
Temperature Range	-10°C~+50°C	-10°C~+50°C	-10°C~+50°C

Diagram of M.O.D. / Magnification Using A Close Up Ring

Model	LM6JC	LM8JC	LM12JC	LM16JC	LM25JC
(Non)M.O.D./Magnification	100mm/0.06×	100mm/0.07×	100mm/0.12×	200mm/0.08×	200mm/0.12×
(1mm Ring)M.O.D./Magnification	-	-	50mm/0.19×	110mm/0.14×	136mm/0.15×
(5mm Ring)M.O.D./Magnification	-	-	-	-	46mm/0.31×
(10mm Ring)M.O.D./Magnification	-	-	-	-	-
(20mm Ring)M.O.D./Magnification	-	-	-	-	-

Model	LM35JC	LM50JC	LM75JC	LM100JC
(Non)M.O.D./Magnification	300mm/0.12×	500mm/0.10×	1200mm/0.07×	2000mm/0.05×
(1mm Ring)M.O.D./Magnification	240mm/0.14×	422mm/0.12×	1010mm/0.08×	1700mm/0.06×
(5mm Ring)M.O.D./Magnification	132mm/0.26×	264mm/0.20×	630mm/0.13×	1060mm/0.10×
(10mm Ring)M.O.D./Magnification	84mm/0.40×	183mm/0.30×	440mm/0.20×	740mm/0.15×
(20mm Ring)M.O.D./Magnification	-	117mm/0.50×	285mm/0.34×	480mm/0.25×

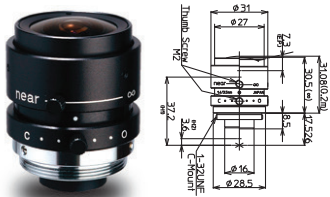
1/1.8" STANDARD

NCL Series

► 4 wide angle lenses ► Locking screws ► Metal body


LM4NCL LM5NCL LM6NCL LM12NCL

LM4NCL



1/1.8" 1/2" 1/3" 3.5mm
FIXED C-mt METAL
Fixed Focal Megapixel C-mount

LM5NCL




1/1.8" 1/2" 1/3" 4.5mm
FIXED C-mt METAL
Fixed Focal Megapixel C-mount

LM6NCL



1/1.8" 1/2" 1/3" 6mm
FIXED C-mt METAL
Fixed Focal Megapixel C-mount

LM12NCL



1/1.8" 1/2" 1/3" 12mm
FIXED C-mt METAL
Fixed Focal Megapixel C-mount

Model	LM4NCL	LM5NCL	LM6NCL	LM12NCL
Focal Length(mm)	3.5	4.5	6	12
Image Size(mm)	7.2×5.4(Φ9)	7.2×5.4(Φ9)	7.2×5.4(Φ9)	7.2×5.4(Φ9)
Iris Range(F-stop)	F1.4~F16	F1.4~F16	F1.4~F16	F1.4~F16
Focusing Range(m)	0.2~∞	0.2~∞	0.2~∞	0.3~∞
Control	Iris: Manual Focus: Manual	Iris: Manual Focus: Manual	Iris: Manual Focus: Manual	Iris: Manual Focus: Manual
Shooting Range at M.O.D.(mm)	679.9(H)×389.3(V)	405.3(H)×273.8(V)	255.8(H)×188.7(V)	189.9(H)×140.0(V)
Angle of View	1/1.8 inch: 117.7×86.7 1/2 inch: 103.6×76.7 1/3 inch: 76.7×57.7	88.8×66.9 79.0×59.4 59.4×45.1	62.7×48.4 57.3×44.0 44.0×33.7	34.6×25.9 30.7×23.0 23.0×17.2
Resolution(Center, Corner)	100lp/mm, 60lp/mm	100lp/mm, 60lp/mm	100lp/mm, 60lp/mm	100lp/mm, 60lp/mm
TV Distortion(%)	-28.0	-17.5	-1.0	-0.8
Back Focus in Air(mm)	8.9	10.0	9.5	11.1
Mount	C-mount	C-mount	C-mount	C-mount
Filter Thread(mm)	-	-	M25.5×P0.5	M25.5×P0.5
Size(mm)	Φ31×30.5	Φ31×29.5	Φ31×34	Φ31×29.5
Weight(g)	60	55	60	55
Temperature Range	-10°C~+50°C	-10°C~+50°C	-10°C~+50°C	-10°C~+50°C

Diagram of M.O.D. / Magnification Using A Close Up Ring

Model	LM4NCL	LM5NCL	LM6NCL	LM12NCL
(Non)M.O.D./Magnification	200mm/0.018×	200mm/0.02×	200mm/0.03×	300mm/0.08×
(1mm Ring)M.O.D./Magnification	-	-	22mm/0.19×	93mm/0.12×
(5mm Ring)M.O.D./Magnification	-	-	-	22mm/0.45×

† Images may differ from the actual product.